

# Modified Enlarged 36pt

OXFORD CAMBRIDGE AND RSA EXAMINATIONS

Monday 8 November 2021 – Morning

GCSE (9–1) Mathematics

J560/03 Paper 3 (Foundation Tier)

Time allowed: 1 hour 30 minutes  
plus your additional time allowance

## YOU CAN USE:

a scientific or graphical calculator  
geometrical instruments  
tracing paper  
model for question 10

Please write clearly in black ink.

Centre number 

--	--	--	--	--

Candidate number 

--	--	--	--

First name(s) \_\_\_\_\_

Last name \_\_\_\_\_

**READ INSTRUCTIONS OVERLEAF**



# **INSTRUCTIONS**

**Use black ink. You can use an HB pencil, but only for graphs and diagrams.**

**Write your answer to each question in the space provided. You can use extra paper if you need to, but you must clearly show your candidate number, the centre number and the question numbers.**

**Answer ALL the questions.**

**Where appropriate, your answer should be supported with working. Marks might be given for using a correct method, even if your answer is wrong.**

**Use the  $\pi$  button on your calculator or take  $\pi$  to be 3.142 unless the question says something different.**

# **INFORMATION**

**The total mark for this paper is 100.**

**The marks for each question are shown in brackets [ ].**

# **ADVICE**

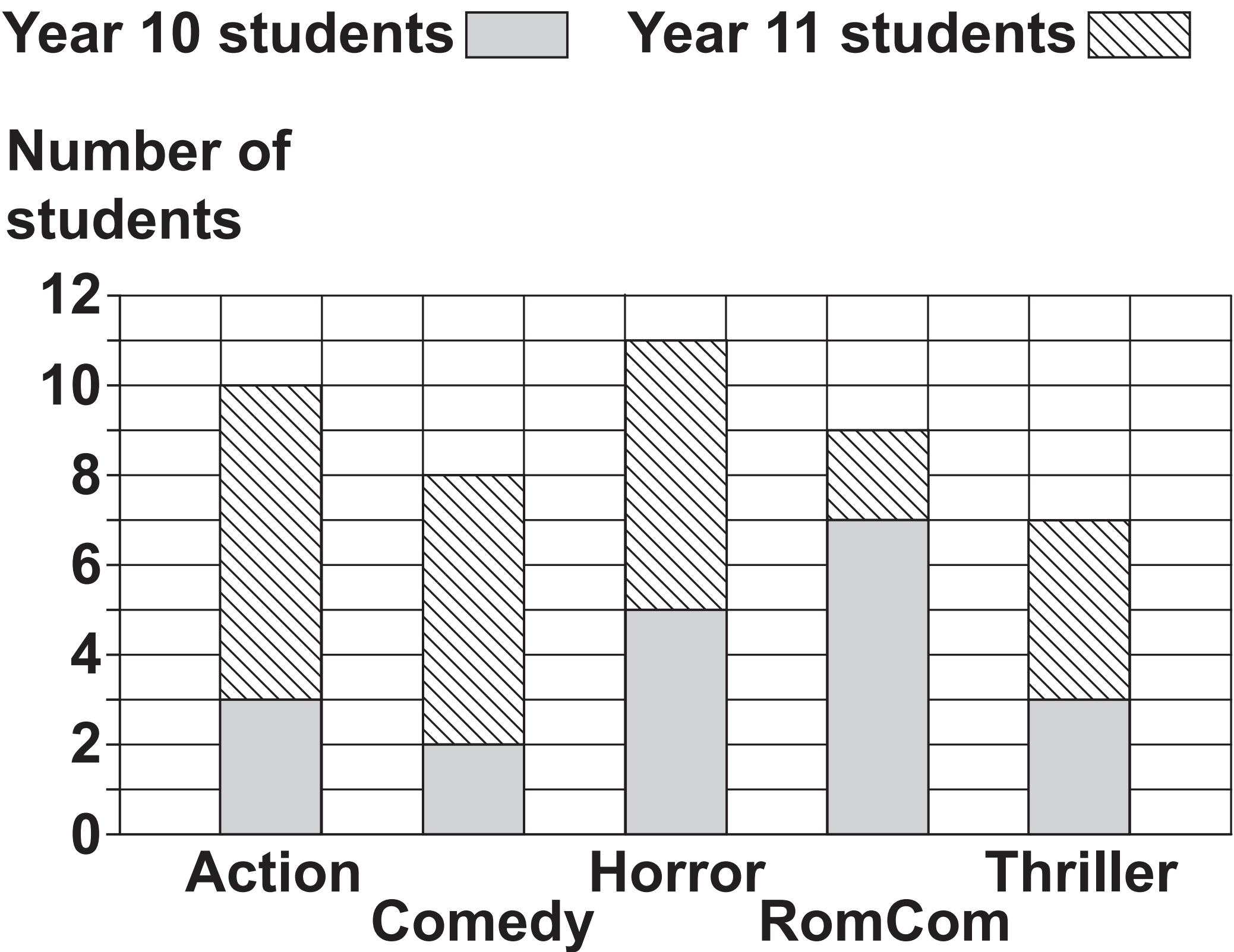
**Read each question carefully before you start your answer.**

**BLANK PAGE**

**BLANK PAGE**

Answer ALL the questions.

1 In a survey, some students chose their favourite type of film from a list of five. The bar chart shows the results.



**(a) (i) How many students chose Action films?**

**(a)(i) \_\_\_\_\_ [1]**

**(ii) How many Year 11 students chose Action films?**

**(ii) \_\_\_\_\_ [1]**

**(b) What type of film was chosen by the most Year 10 students?**

**(b) \_\_\_\_\_ [1]**

**(c) How many Year 10 students took part in the survey?**

**(c) \_\_\_\_\_ [2]**

**(d) 45 students took part in the survey.**

**Write the ratio**

**number of Year 10 students taking  
part : number of Year 11 students  
taking part**

**in its simplest form.**

**(d) \_\_\_\_\_ : \_\_\_\_\_ [3]**

**2 Use your calculator to work out.**

**(a)  $\sqrt{196} + 29$**

**(a) \_\_\_\_\_ [1]**

**(b)  $4^5$**

**(b) \_\_\_\_\_ [1]**

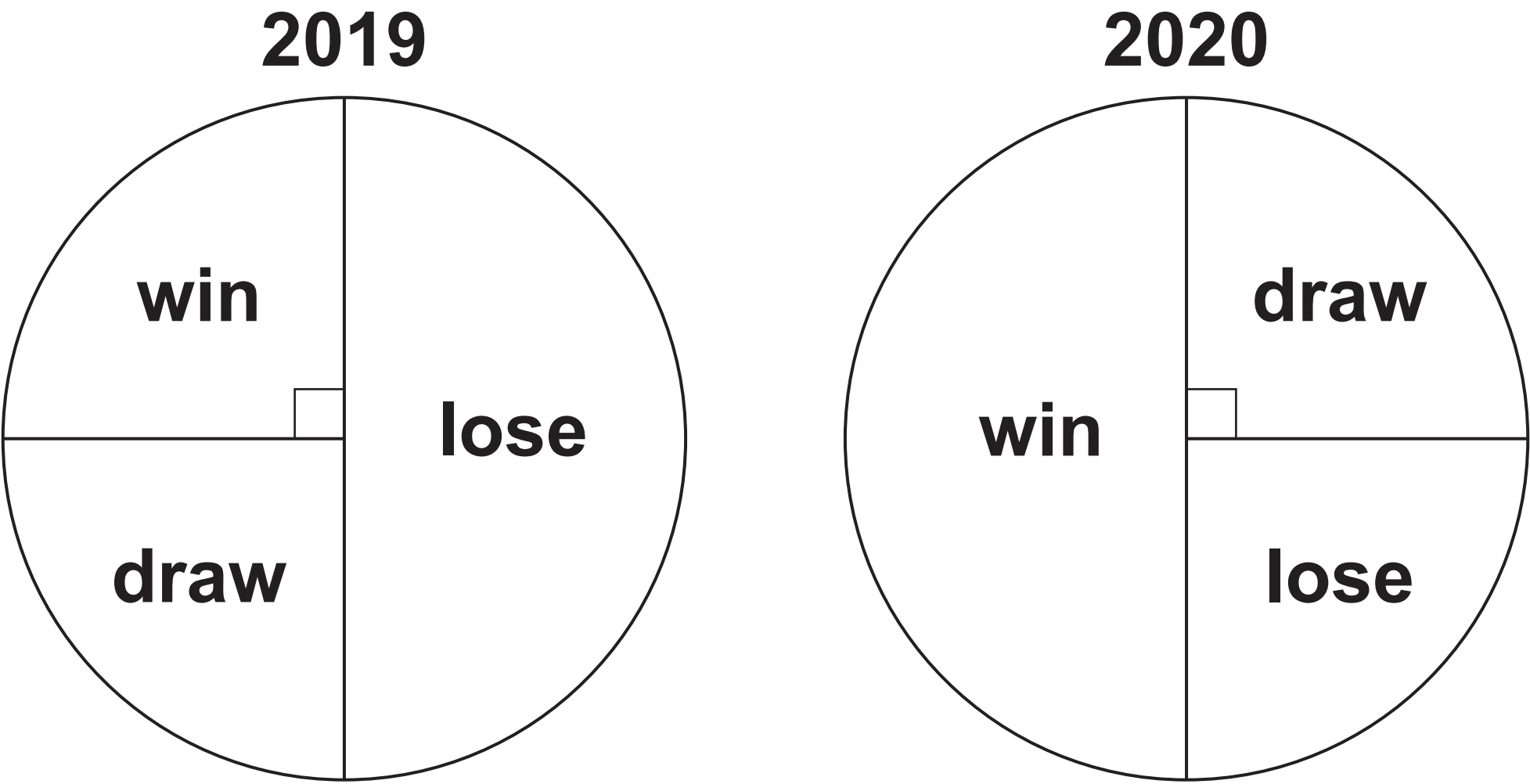


- 3 There are 150 coins in a jar.  
20% of the coins are 10p coins.  
 $\frac{3}{10}$  of the coins are 20p coins.  
The rest of the coins are 50p coins.**

**Work out the total value, in £, of the 150 coins.**

**You must show your working.**

**4    A sports team played the same number of matches in 2019 and 2020.  
The two pie charts summarise their results.**



**(a)   What fraction of the matches did the team win in 2019?**

**(a)   \_\_\_\_\_ [1]**

**(b) Did the team's results improve in 2020?  
Explain how you know.**

\_\_\_\_\_ **because** \_\_\_\_\_

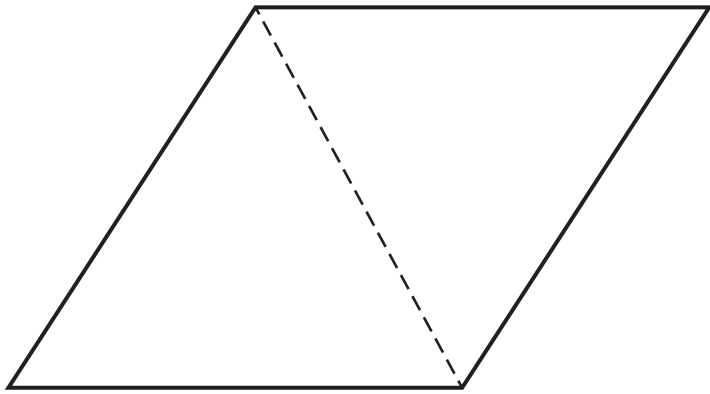
\_\_\_\_\_ **[1]**

**5    Increase 600 by 17%.**

\_\_\_\_\_ **[3]**

- 6 The diagram shows how a rhombus is made by joining two **EQUILATERAL** triangles.

**NOT TO SCALE**



- (a) Find the size of each interior angle of the rhombus.

(a) \_\_\_\_\_<sup>°</sup>, \_\_\_\_\_<sup>°</sup>, \_\_\_\_\_<sup>°</sup>, \_\_\_\_\_<sup>°</sup> [1]

**(b) The same rhombus can be made by joining two copies of an ISOSCELES triangle.**

**Find the size of each angle of the isosceles triangle.**

**(b) \_\_\_\_\_° , \_\_\_\_\_° , \_\_\_\_\_° [2]**

**7 Rowan's bath has a hot tap and a cold tap.**

**When turned on full, each tap on its own will fill the bath in 6 minutes.**

**Rowan turns BOTH taps on full.**

**How long will it take to fill the bath?**

**\_\_\_\_\_ minutes [2]**

**8 Simplify.**

$$5t - 3u - t + 5u$$

**\_\_\_\_\_ [2]**

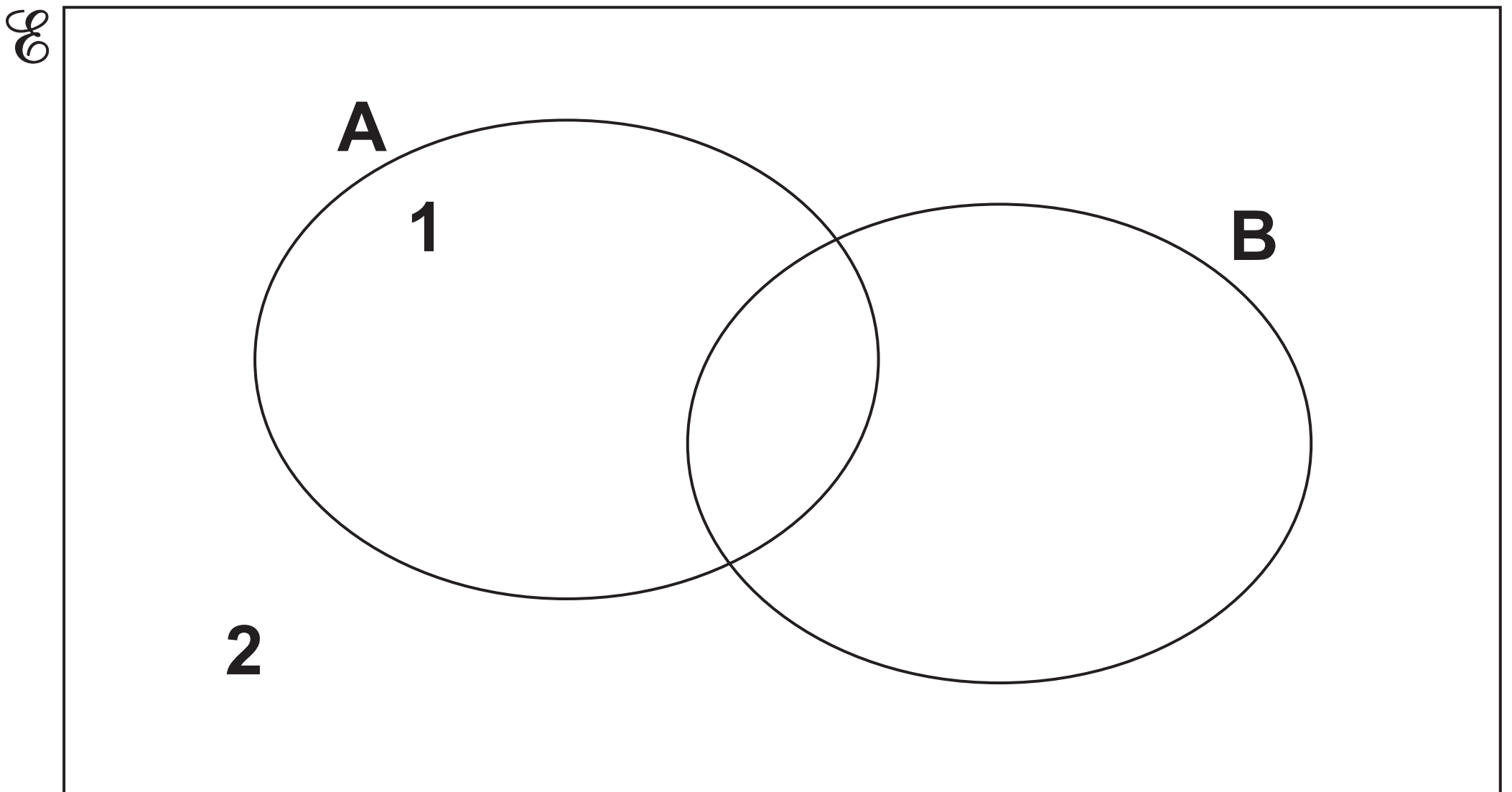
**BLANK PAGE**



**9**  $\mathcal{E} = \{1, 2, 3, 4, 5, 6, 7, 8, 9, 10, 11, 12, 13, 14, 15, 16\}$   
**Set A = {odd numbers}**  
**Set B = {multiples of 5}**

**(a) The elements 1 and 2 have been entered on this Venn diagram.**

**Complete the Venn diagram to show ALL of the elements. [3]**



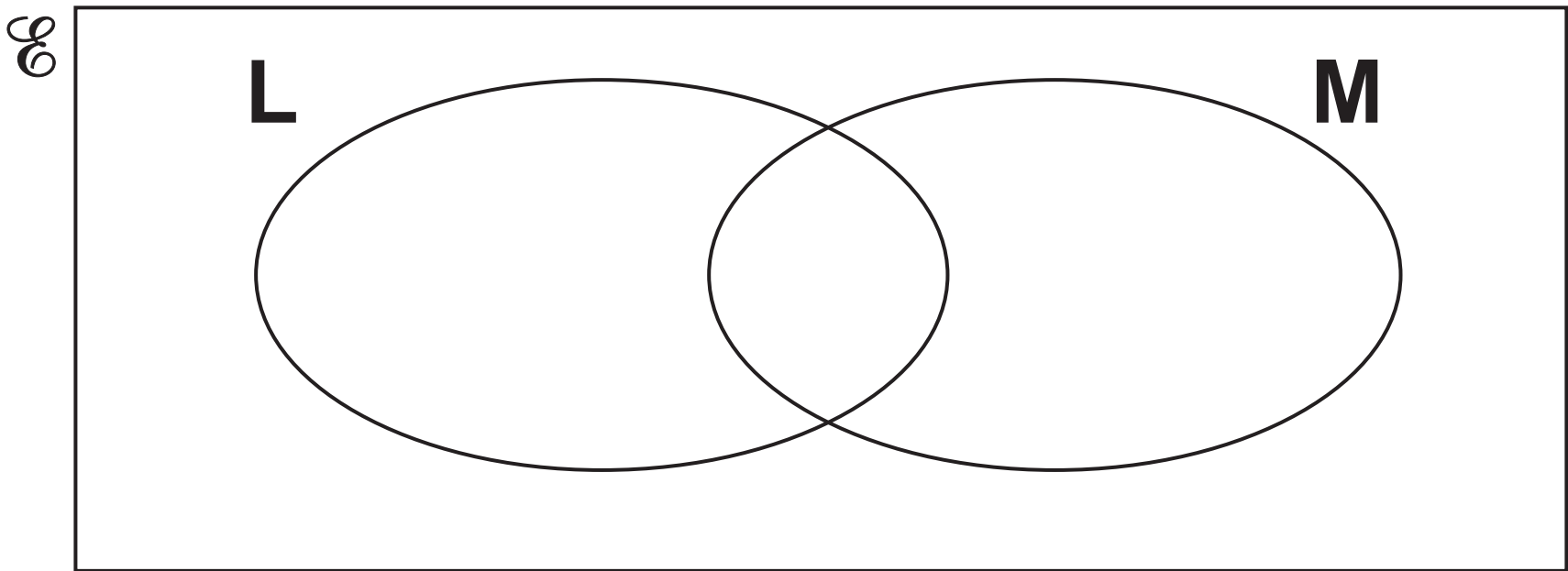
- (b)  $\mathcal{U} = \{\text{all positive integers}\}$   
Set  $L = \{\text{odd numbers}\}$   
Set  $M = \{\text{multiples of 2}\}$**

**Three Venn diagrams, numbered 1 to 3, are shown below.**

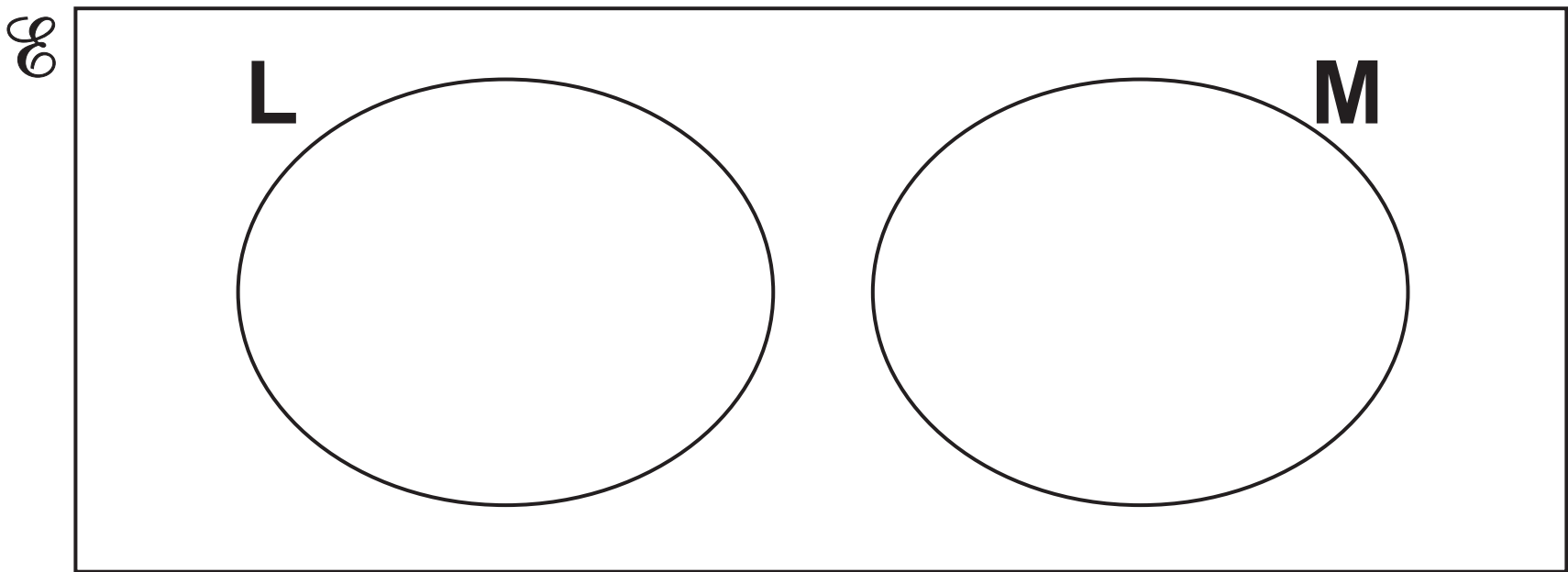
**Which diagram best shows the relationship between Set  $L$  and Set  $M$ ?**

**Give a reason for your choice.**

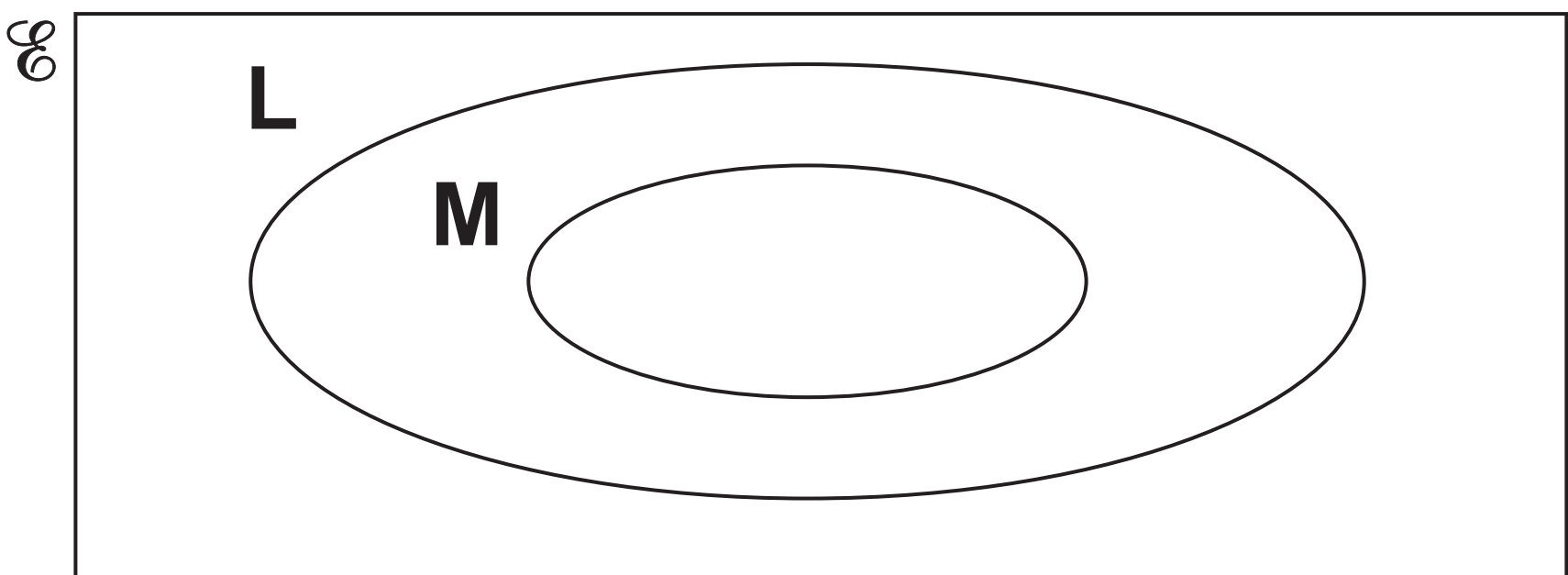
Venn diagram 1:



Venn diagram 2:



Venn diagram 3:

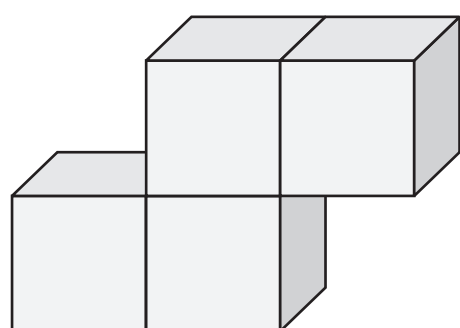


Venn diagram \_\_\_\_\_

because \_\_\_\_\_

**10 A student has some cubes that are all the same size.  
Each cube is 3 cm by 3 cm by 3 cm.**

**They put 4 of these cubes together to make this shape. You may use a model to help you.**



**Calculate the surface area of the shape.**

**20 \_\_\_\_\_ cm<sup>2</sup> [4]**

**11 Here are some algebraic statements.**

$$v = u + at \qquad a + 2b$$

$$3(x + 2) = 3x + 6 \qquad 2y < x \qquad 2x = 5$$

**From the list above, write down an example of each of the following.**

**(a) An expression.**

**(a) \_\_\_\_\_ [1]**

**(b) An inequality.**

**(b) \_\_\_\_\_ [1]**

**(c) An equation.**

**(c) \_\_\_\_\_ [1]**

**12 Rearrange this formula to make  $w$  the subject.**

$$P = 2w + 2h$$

\_\_\_\_\_ **[2]**

**13 Ellis has 28 m of ribbon.  
They cut the ribbon into lengths of  
60 cm.**

**What is the least length of ribbon, in  
cm, that can be left over?  
You must show your working.**

\_\_\_\_\_ cm [5]

**14 This table shows the names and areas of five lakes.**

<b>Name of Lake</b>	<b>Area in km<sup>2</sup></b>
<b>Ladoga</b>	<b><math>1.81 \times 10^4</math></b>
<b>Mweru</b>	<b><math>5.12 \times 10^3</math></b>
<b>Tana</b>	<b><math>3.20 \times 10^3</math></b>
<b>Topozero</b>	<b><math>9.86 \times 10^2</math></b>
<b>Victoria</b>	<b><math>6.89 \times 10^4</math></b>

**(a) Write the area of Lake Mweru as an ordinary number.**

**(a) \_\_\_\_\_ km<sup>2</sup> [1]**



**(b) Write the lakes in the order of their area, starting with the SMALLEST.**

\_\_\_\_\_ [2]  
**smallest** \_\_\_\_\_ **largest**

- (c) Calculate the difference between the areas of Lake Ladoga and Lake Tana.  
Give your answer in standard form, correct to 2 significant figures.**

**(c) \_\_\_\_\_ km<sup>2</sup> [4]**

**15 Azmi, Beth and Callum share a flat.**

- (a) The monthly rent is £760.  
They share the rent in the  
ratio 2 : 3 : 3.**

**How much does Beth pay for rent  
each month?**

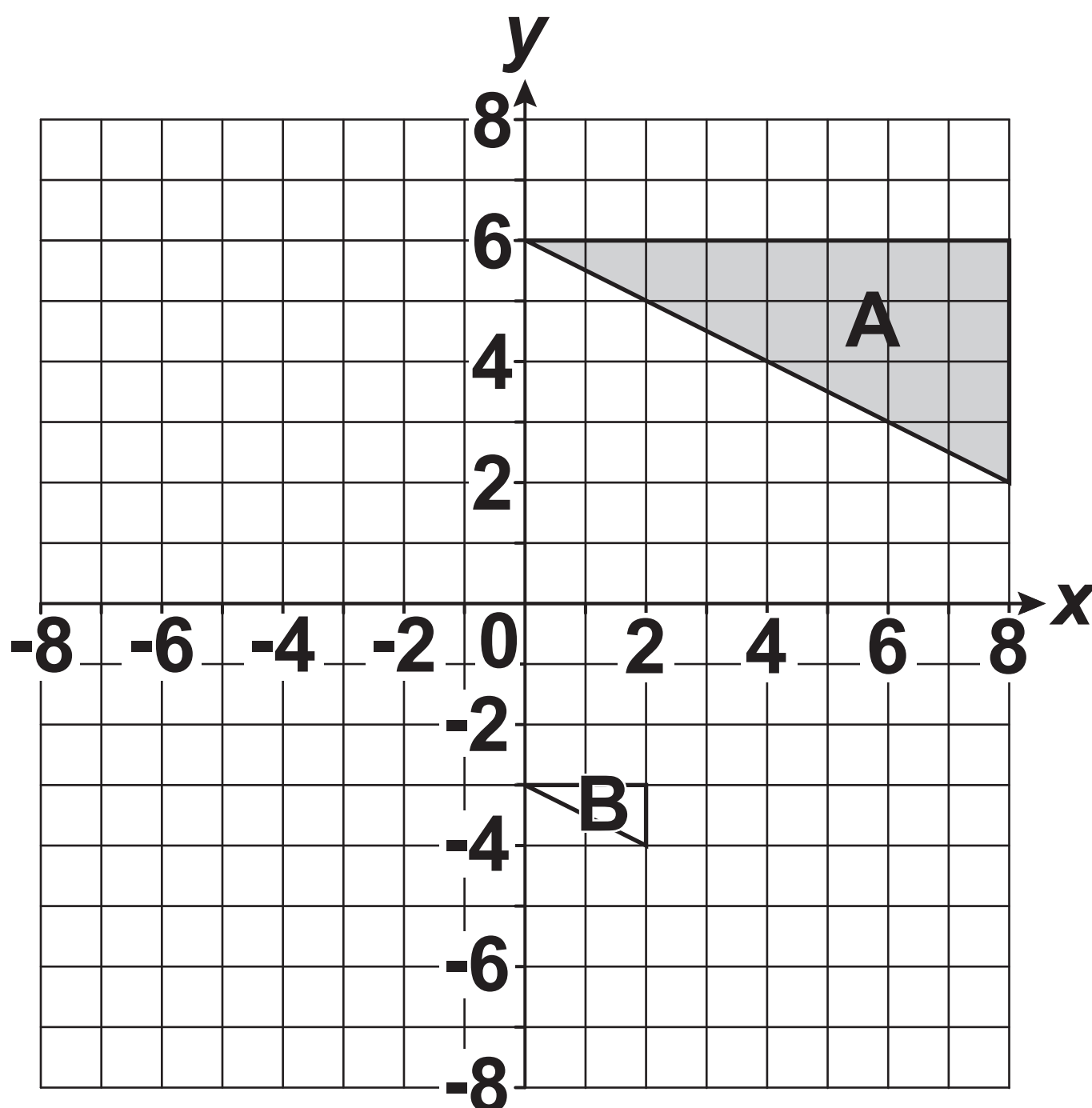
**(a) £ \_\_\_\_\_ [2]**

**(b) Azmi, Beth and Callum also share the fuel bill in the ratio 2 : 3 : 3. Callum pays £36 for fuel each month.**

**How much does Azmi pay for fuel each month?**

**(b) £ \_\_\_\_\_ [2]**

**16 Triangle A and triangle B are drawn on the coordinate grid.**



**(a) Reflect triangle A in the line  $x = 0$ .**  
**[2]**

**(b) Describe fully the SINGLE transformation that maps triangle A onto triangle B.**

---

---

**[3]**

**17 Ling throws a six-sided dice 300 times. The table shows the frequencies of their results.**

**(a) Complete the table to show the relative frequencies. [2]**

<b>Number on dice</b>	<b>1</b>	<b>2</b>	<b>3</b>	<b>4</b>	<b>5</b>	<b>6</b>
<b>Frequency</b>	<b>42</b>	<b>27</b>	<b>57</b>	<b>60</b>	<b>39</b>	<b>75</b>
<b>Relative frequency</b>			<b>0.19</b>			

**(b) Ling thinks that the dice may be biased.**

**(i) Explain why evidence from the table could support their opinion.**

---

---

---

**[1]**

**(ii) Explain why the dice may, in fact, NOT be biased.**

---

---

---

**[1]**

**18 A carpenter measures the length,  $k$  metres, of a piece of wood.**

**They write**

$$3.35 \leq k < 3.45.$$

**(a) Put rings around all possible values of  $k$  in the list below. [2]**

**3.349    3.39    3.44    3.45    3.55**



**(b) The carpenter says**

**$3.35 \leq k < 3.45$  means that the length of the piece of wood is 3.4 metres correct to the nearest centimetre.**

**(i) Explain how you know that she is incorrect.**

\_\_\_\_\_ [1]  
\_\_\_\_\_

**(ii) Complete the interval for 3.4 m, correct to the nearest centimetre.**

**$3.395 \leq k < \underline{\hspace{2cm}}$  [1]**

## 19 (a) Amit says

**My normal typing speed is 40 words per minute.**

**Therefore, I estimate that my normal typing speed is about 210 characters per minute.**

**Each letter, space and piece of punctuation counts as a character.**

**How many letters per word is Amit most likely to have used in making the estimate?**

**Show how you decide.**

**(a) \_\_\_\_\_ [3]**

**(b) Amit starts some homework at their normal typing speed.  
Amit types 52 words in 1 minute 12 seconds.**

**What may be true about the length of the words that Amit has just typed?  
Show how you decide.**

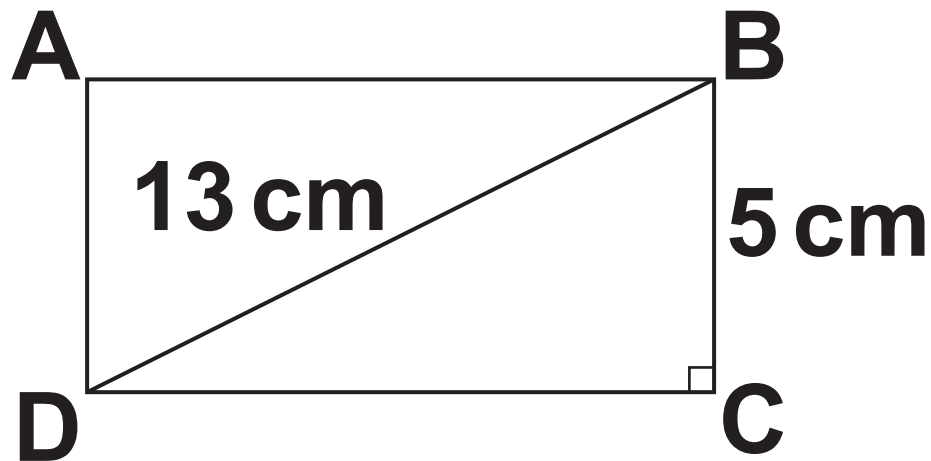
---

---

**[3]**

**20 The diagram shows rectangle ABCD.**

**NOT TO SCALE**



**$DB = 13\text{ cm}$  and  $BC = 5\text{ cm}$ .**

**Calculate the area of the rectangle.  
You must show your working.**

**36 \_\_\_\_\_  $\text{cm}^2$  [5]**

**BLANK PAGE**

**21 (a) A straight line has the equation  $y = 2x - 1$ .**

**Write down the gradient of the line.**

**(a) \_\_\_\_\_ [1]**

**(b) Here are the equations of four straight lines.**

$$y = 2x + 3 \quad y = 1 - x \quad y = \frac{1}{2}x + 4 \quad y = x - 1$$

**(i) Which of the four straight lines is parallel to  $y = 2x - 1$ ?**

**(b)(i) \_\_\_\_\_ [1]**

(ii) A student says

$y = \frac{1}{2}x + 4$  is the steepest of the four straight lines because it has the largest number added.

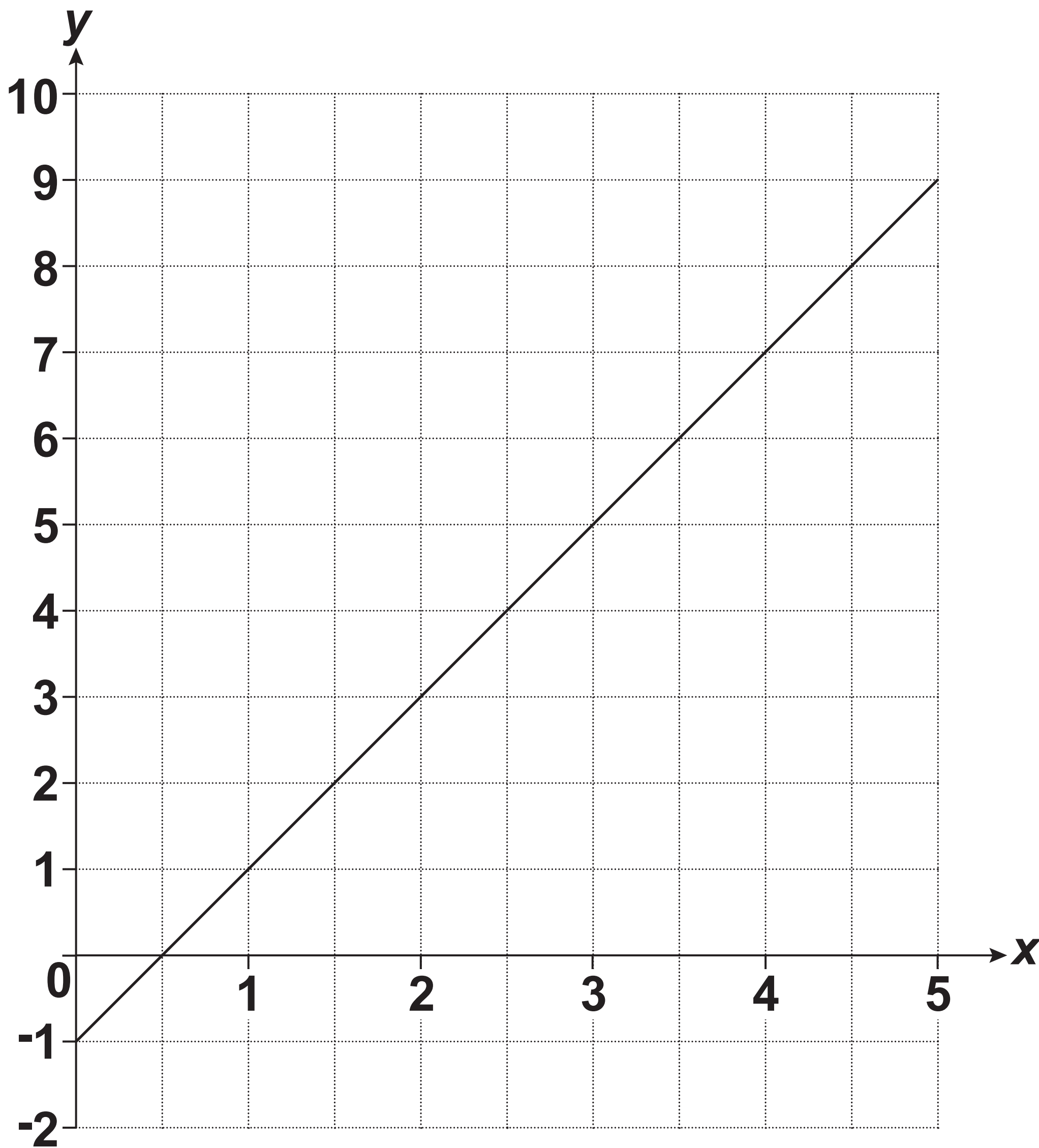
Explain why the student is wrong.

---

---

[1]

**(c) Here is part of the graph of  
 $y = 2x - 1$ .**





**The line continues to the right.**

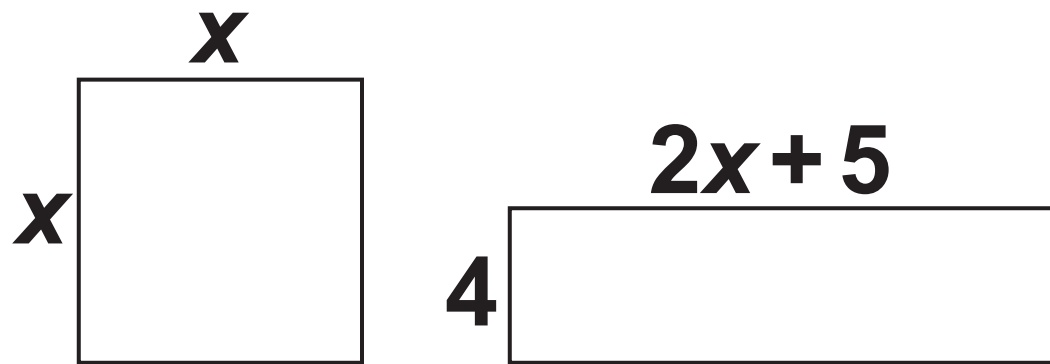
**Will the line pass above, below or through the point (45, 90)?  
Show how you decide.**

**The line  $y = 2x - 1$  will pass \_\_\_\_\_  
the point (45, 90) because \_\_\_\_\_**

\_\_\_\_\_  
\_\_\_\_\_ **[2]**

**22** In this question, all measurements are in centimetres.

**NOT TO SCALE**



**The square and the rectangle have the same area.**

**(a) Show that  $x^2 - 8x - 20 = 0$ . [3]**

**(b) Solve  $x^2 - 8x - 20 = 0$ .**

**(b)  $x =$  \_\_\_\_\_ or  $x =$  \_\_\_\_\_ [3]**

**(c) Explain why one of the answers in part (b) is not possible in the context of the question.**

\_\_\_\_\_ [1]

**(d) Write down the following.**

**(i) The area of the square.**

**(d)(i) \_\_\_\_\_ cm<sup>2</sup> [1]**

**(ii) The length of the rectangle.**

**(ii) \_\_\_\_\_ cm [1]**

**BLANK PAGE**

**23 A bag of sweets contains jellies, mints and toffees.**

**The ratio of jellies to mints is  $n : 2$ .**

**The ratio of mints to toffees is  $5 : 3n$ .**

**Work out the ratio of jellies to toffees.  
Give your answer in its simplest form.**

\_\_\_\_\_ : \_\_\_\_\_ [4]

**END OF QUESTION PAPER**

### Copyright Information

OCR is committed to seeking permission to reproduce all third-party content that it uses in its assessment materials. OCR has attempted to identify and contact all copyright holders whose work is used in this paper. To avoid the issue of disclosure of answer-related information to candidates, all copyright acknowledgements are reproduced in the OCR Copyright Acknowledgements Booklet. This is produced for each series of examinations and is freely available to download from our public website ([www.ocr.org.uk](http://www.ocr.org.uk)) after the live examination series.

If OCR has unwittingly failed to correctly acknowledge or clear any third-party content in this assessment material, OCR will be happy to correct its mistake at the earliest possible opportunity.

For queries or further information please contact The OCR Copyright Team, The Triangle Building, Shaftesbury Road, Cambridge CB2 8EA.

OCR is part of the Cambridge Assessment Group; Cambridge Assessment is the brand name of University of Cambridge Local Examinations Syndicate (UCLES), which is itself a department of the University of Cambridge.